





































1. How did you first learn about MTRI?

		Response Percent	Response Count
Heard from family & friends		19.2%	24
Heard from colleague at work		32.0%	40
Learned about it in school		6.4%	8
Saw a poster about an event		3.2%	4
Read about it in newspaper		4.0%	5
Heard about it on radio		0.0%	0
Saw display at a farm market		1.6%	2
Saw the building from road		5.6%	7
Attended an event at MTRI		12.8%	16
Heard about it in a presentation		7.2%	9
Read about it on the internet		8.0%	10
	Other (please specify)		33
		answered question	125
		skipped question	0










2. What MTRI research, monitoring, and management projects have you been involved with?

		Response Percent	Response Count
LoonWatch		43.6%	41
Water quality		28.7%	27
Invasive fish		11.7%	11
IceWatch		14.9%	14
Flying squirrels		21.3%	20
Old forests		20.2%	19
Red oak regeneration		12.8%	12
Caledonia Christmas bird count		14.9%	14
Boreal felt lichen		20.2%	19
Aquatic connectivity & culverts		22.3%	21
Blanding's turtles		41.5%	39
Acadian forest restoration		21.3%	20
Chimney swifts		11.7%	11
Atlantic coastal plain flora		34.0%	32
Landscape connectivity		27.7%	26
FSC certification		21.3%	20
Cofan cabin		9.6%	9
	Other (please specify)		29
answered question			94
skipped question			31













3. What MTRI education projects have you been involved with?

		Response Percent	Response Count
Weekly Summer Seminars		41.4%	36
Monthly Public Talks		47.1%	41
Annual Woodland Demonstration		36.8%	32
Annual Report of Research and Monitoring		43.7%	38
Annual March Break Wildlife Day		18.4%	16
Specialized Training Workshops		37.9%	33
Empower! Youth Network		12.6%	11
Green Technology Demonstration		19.5%	17
Butterfly Club		24.1%	21
	Other (please specify)		17
answered question			87
skipped question			38







4. Which of the following features of the MTRI field station have you used?

		Response Percent	Response Count
Butterfly garden		18.0%	11
Vegetable garden		14.8%	9
Office spaces		77.0%	47
Green technologies		21.3%	13
Interpretive signs about green technologies		26.2%	16
Overnight accommodations indoors		32.8%	20
Overnight accommodations in bunkhouse		32.8%	20
Tenting spaces		23.0%	14
Canvas portable research tent		6.6%	4
		Other (please specify)	21
answered question			61
skipped question			64






5. What county do you live in?

		Response Percent	Response Count
Queens		28.0%	33
Annapolis		12.7%	15
Shelburne		0.8%	1
Digby		3.4%	4
Yarmouth		2.5%	3
Lunenburg		16.9%	20
Kings		5.9%	7
Halifax		22.9%	27
Hants		2.5%	3
Colchester		2.5%	3
Antigonish		0.8%	1
Pictou		0.0%	0
Guysborough		0.0%	0
Cape Breton		0.8%	1
Richmond		0.0%	0
Other (please specify)			5
answered question			118
skipped question			7






6. How often do you visit MTRI?

		Response Percent	Response Count
Daily		5.6%	7
Weekly		4.8%	6
Monthly		17.6%	22
Seasonally		32.8%	41
Annually		28.8%	36
Never		14.4%	18
answered question			125
skipped question			0

7. How likely are you to continue volunteering or working with MTRI?

		Response Percent	Response Count
Extremely likely		31.4%	38
Very likely		33.1%	40
Moderately likely		22.3%	27
Slightly likely		8.3%	10
Not at all likely		5.0%	6
answered question			121
skipped question			4

8. How likely are you to donate money to MTRI in the next 12 months?

		Response Percent	Response Count
Extremely likely		5.9%	7
Very likely		16.0%	19
Moderately likely		26.1%	31
Slightly likely		26.1%	31
Not at all likely		26.1%	31
answered question			119
skipped question			6

9. To what charity or non-profit organization do you most often donate?

	Response Count
	86
answered question	86
skipped question	39

10. The mission of MTRI was originally stated as follows: to advance collaborative research, monitoring, and management that promote sustainable use of resources and biodiversity conservation in the Southwest Nova Biosphere Reserve. To what extent do you think this wording is appropriate?

		Response Percent	Response Count
Strongly agree, it does not need to be modified		46.8%	51
Agree but see some room for minor updates		44.0%	48
No opinion		8.3%	9
Disagree, would like to see major modifications		0.9%	1
Strongly disagree with this statement		0.0%	0
		answered question	109
		skipped question	16

11. The external vision of MTRI was originally stated as follows: MTRI envisions creative and innovative member-directed research of the natural world and the human management of natural resources. MTRI envisions research openly shared with the public that promotes biodiversity conservation and sustainable use of natural resources in the Southwest Nova Biosphere Reserve. To what extent do you think this wording is appropriate?

		Response Percent	Response Count
Strongly agree, it does not need to be modified		46.7%	50
Agree but see some room for minor updates		44.9%	48
No opinion		5.6%	6
Disagree, would like to see major modifications		2.8%	3
Strongly disagree with this statement		0.0%	0
answered question			107
skipped question			18

12. The internal vision of MTRI was originally stated as follows: MTRI works with members to provide a research field station for studies on working landscapes and protected areas that will help answer research questions that are important to the co-operative. MTRI provides a networking forum for its members to work co-operatively and share information. To what extent do you think this wording is appropriate?

		Response Percent	Response Count
Strongly agree, it does not need to be modified		36.7%	40
Agree but see some room for minor updates		50.5%	55
No opinion		9.2%	10
Disagree, would like to see major modifications		3.7%	4
Strongly disagree with this statement		0.0%	0
answered question			109
skipped question			16

13. Please rank these threats to biodiversity in terms of their importance in southwestern Nova Scotia.

	Very serious and MTRI should be working on this	Very serious but MTRI should not be working on this	Moderately serious, MTRI could consider this later	Not serious, MTRI should not be working on this	Response Count
Invasive species	82.5% (80)	5.2% (5)	12.4% (12)	0.0% (0)	97
Climate change	58.8% (57)	22.7% (22)	15.5% (15)	3.1% (3)	97
Long-range transport of air pollutants	38.9% (37)	31.6% (30)	26.3% (25)	3.2% (3)	95
Habitat loss	92.2% (94)	2.0% (2)	3.9% (4)	2.0% (2)	102
Fragmentation	81.5% (75)	4.3% (4)	12.0% (11)	2.2% (2)	92
Ozone depletion	11.6% (11)	41.1% (39)	31.6% (30)	15.8% (15)	95
Soil erosion	33.3% (32)	11.5% (11)	49.0% (47)	6.3% (6)	96
Point sources of pollution	47.4% (45)	13.7% (13)	34.7% (33)	4.2% (4)	95
			Other (please specify)		18
			answered question		102
			skipped question		23

14. Please rank these challenges to rural prosperity in terms of their importance in southwestern Nova Scotia.

	Very serious and MTRI should be working on this	Very serious but MTRI should not be working on this	Moderately serious, MTRI could consider this later	Not serious, MTRI should not be working on this	Response Count
Job loss and outmigration leaving excess infrastructure	13.4% (13)	47.4% (46)	32.0% (31)	7.2% (7)	97
Aging population and outmigration of youth	27.0% (27)	41.0% (41)	25.0% (25)	7.0% (7)	100
Lack of economic diversification, too much dependance on one industry	37.6% (38)	34.7% (35)	22.8% (23)	5.0% (5)	101
Apathetic citizenry and a lack of will to be "green"	57.6% (57)	9.1% (9)	27.3% (27)	6.1% (6)	99
Lack of information about natural resources to make good decisions	80.0% (80)	5.0% (5)	14.0% (14)	1.0% (1)	100
Exportation of raw materials without value-added commodities	54.0% (54)	24.0% (24)	20.0% (20)	2.0% (2)	100
			Other (please specify)		4
			answered question		104
			skipped question		21

15. The overall goal of MTRI was originally stated as follows: To research sustainable resource management, climate change, air pollution, and species at risk and to increase public understanding of biodiversity conservation and sustainable resource management by operating a non-profit research institute. To what extent do you think this wording is appropriate?

		Response Percent	Response Count
Strongly agree, it does not need to be modified		44.4%	48
Agree but see some room for minor updates		45.4%	49
No opinion		7.4%	8
Disagree, would like to see major modifications		2.8%	3
Strongly disagree with this statement		0.0%	0
		answered question	108
		skipped question	17

16. To what extent do you think each of MTRI's four major goals is relevant?

	Strongly agree	Agree	No opinion	Disagree	Strongly disagree	Response Count
Goal 1. Collaborate with members to develop and implement co-operative multidisciplinary research, monitoring, and management programs.	75.2% (79)	23.8% (25)	1.0% (1)	0.0% (0)	0.0% (0)	105
Goal 2. Maintain, develop, and operate research facilities for members.	65.1% (69)	33.0% (35)	0.9% (1)	0.9% (1)	0.0% (0)	106
Goal 3. Communicate research and monitoring results and heighten community participation in research and public understanding of ecological integrity, cultural values, and sustainable resource use.	82.1% (87)	16.0% (17)	1.9% (2)	0.0% (0)	0.0% (0)	106
Goal 4. Maintain and develop organizational structures and capacity to support MTRI's goals, activities and facilities and ensure accountability and transparency in MTRI business.	65.1% (69)	32.1% (34)	2.8% (3)	0.0% (0)	0.0% (0)	106
answered question						106
skipped question						19

17. Do you recommend any additional information to the goals as stated above?

	Response Count
	21
answered question	21
skipped question	104












18. Please provide 5 keywords that you think best describe MTRI's strengths.

	Response Count
	97
answered question	97
skipped question	28

19. Please provide 5 keywords that you think best describe MTRI's weaknesses.

	Response Count
	97
answered question	97
skipped question	28



20. Which of the following best describes your association with MTRI (check all that apply):

		Response Percent	Response Count
Non-member		14.4%	14
Member		54.6%	53
Volunteer		23.7%	23
Committee member		21.6%	21
Partner organization/business		22.7%	22
Current board member		13.4%	13
Former board member		7.2%	7
Staff		10.3%	10
Interested organization		12.4%	12
Funding organization		7.2%	7
Other (please specify)		14.4%	14
		answered question	97
		skipped question	28

21. As a past or current staff, please evaluate the following:

	Excellent	Very good	Good	Fair	Poor	Response Count
Benefits such as paid days off, holidays, vacation	66.7% (2)	0.0% (0)	0.0% (0)	33.3% (1)	0.0% (0)	3
Physical working environment i.e. office space	33.3% (1)	33.3% (1)	0.0% (0)	33.3% (1)	0.0% (0)	3
Flexibility in setting work hours	66.7% (2)	0.0% (0)	33.3% (1)	0.0% (0)	0.0% (0)	3
Support from supervisor	50.0% (2)	0.0% (0)	50.0% (2)	0.0% (0)	0.0% (0)	4
Support from board of directors	0.0% (0)	33.3% (1)	33.3% (1)	33.3% (1)	0.0% (0)	3
Timeliness for pay cheques and expense claims	50.0% (2)	25.0% (1)	0.0% (0)	0.0% (0)	25.0% (1)	4
Staff reviews	33.3% (1)	33.3% (1)	0.0% (0)	33.3% (1)	0.0% (0)	3
Work load	0.0% (0)	33.3% (1)	33.3% (1)	33.3% (1)	0.0% (0)	3
Training opportunities	33.3% (1)	0.0% (0)	33.3% (1)	0.0% (0)	33.3% (1)	3
Team spirit and workplace morale	50.0% (2)	25.0% (1)	25.0% (1)	0.0% (0)	0.0% (0)	4
Availability of field equipment and office supplies	33.3% (1)	33.3% (1)	0.0% (0)	33.3% (1)	0.0% (0)	3
Control over project budget	33.3% (1)	0.0% (0)	0.0% (0)	66.7% (2)	0.0% (0)	3
				Other (please specify)		1
				answered question		4
				skipped question		121

22. Are you interested in paying into a group medical plan to cover dental fees and prescription drugs?

		Response Percent	Response Count
Yes		33.3%	1
No		66.7%	2

Comments 1

answered question	3
skipped question	122

23. What are the most important factors that would keep you working at MTRI?

	Response Count
	3
answered question	3
skipped question	122

24. As a past or current board member, please evaluate the following:

	Excellent	Very good	Good	Fair	Poor	Response Count
Usefulness of your Red Binder	0.0% (0)	75.0% (3)	0.0% (0)	0.0% (0)	25.0% (1)	4
Connection with staff	0.0% (0)	50.0% (2)	25.0% (1)	0.0% (0)	25.0% (1)	4
Length and frequency of board meetings	25.0% (1)	25.0% (1)	0.0% (0)	50.0% (2)	0.0% (0)	4
Board diversity	0.0% (0)	50.0% (2)	25.0% (1)	25.0% (1)	0.0% (0)	4
Information from Executive Director	25.0% (1)	75.0% (3)	0.0% (0)	0.0% (0)	0.0% (0)	4
Support from Chair of Board of Directors	50.0% (2)	50.0% (2)	0.0% (0)	0.0% (0)	0.0% (0)	4
Clarity about your role as a director	0.0% (0)	25.0% (1)	50.0% (2)	25.0% (1)	0.0% (0)	4
Clarity about MTRI's purpose	25.0% (1)	50.0% (2)	0.0% (0)	0.0% (0)	25.0% (1)	4
Ability to understand MTRI's financial reports	0.0% (0)	25.0% (1)	50.0% (2)	25.0% (1)	0.0% (0)	4
Satisfaction with attendance at board meetings	0.0% (0)	25.0% (1)	0.0% (0)	75.0% (3)	0.0% (0)	4
Amount of email traffic to board of directors	0.0% (0)	75.0% (3)	25.0% (1)	0.0% (0)	0.0% (0)	4
Overall satisfaction with being a board member	25.0% (1)	50.0% (2)	0.0% (0)	25.0% (1)	0.0% (0)	4
				Other (please specify)		1
				answered question		4
				skipped question		121

25. In 2011, MTRI implemented a co-operative model of management where the Executive Director's tasks were distributed across a team of staff. Please compare 2011 to previous years in terms of the following:

	Much improved	Improved	Similar	Degraded	Much degraded	Response Count
Consistent messaging to partners & the public	0.0% (0)	25.0% (2)	37.5% (3)	37.5% (3)	0.0% (0)	8
Quality of fieldwork	0.0% (0)	14.3% (1)	85.7% (6)	0.0% (0)	0.0% (0)	7
Quality of final reports	0.0% (0)	16.7% (1)	50.0% (3)	16.7% (1)	16.7% (1)	6
Workload for each staff	0.0% (0)	33.3% (1)	33.3% (1)	33.3% (1)	0.0% (0)	3
Response time for requests	0.0% (0)	14.3% (1)	42.9% (3)	42.9% (3)	0.0% (0)	7
Ability to engage the public	0.0% (0)	20.0% (1)	80.0% (4)	0.0% (0)	0.0% (0)	5
Interactions with board of directors	0.0% (0)	14.3% (1)	71.4% (5)	14.3% (1)	0.0% (0)	7
Team spirit	11.1% (1)	22.2% (2)	66.7% (6)	0.0% (0)	0.0% (0)	9
Conflict resolution	0.0% (0)	20.0% (1)	40.0% (2)	40.0% (2)	0.0% (0)	5
Supervision of staff	0.0% (0)	25.0% (1)	25.0% (1)	50.0% (2)	0.0% (0)	4
Mentorship for young biologists	0.0% (0)	20.0% (1)	60.0% (3)	20.0% (1)	0.0% (0)	5
Timeliness for bill payments & invoices	0.0% (0)	14.3% (1)	71.4% (5)	14.3% (1)	0.0% (0)	7
Management of volunteers	0.0% (0)	40.0% (2)	60.0% (3)	0.0% (0)	0.0% (0)	5
				Other (please specify)		7
				answered question		11
				skipped question		114

26. Please evaluate MTRI on each of the following:

	Excellent	Very good	Good	Fair	Poor	Response Count
Overall performance	27.7% (23)	57.8% (48)	13.3% (11)	1.2% (1)	0.0% (0)	83
Identifying new opportunities	23.7% (18)	43.4% (33)	27.6% (21)	3.9% (3)	1.3% (1)	76
Effectively using technology, the web, social media	32.1% (26)	39.5% (32)	21.0% (17)	6.2% (5)	1.2% (1)	81
Project and program management	21.1% (16)	47.4% (36)	25.0% (19)	6.6% (5)	0.0% (0)	76
Living up to its mission and vision	30.6% (26)	55.3% (47)	10.6% (9)	3.5% (3)	0.0% (0)	85
Empowering staff, board, and volunteers	26.3% (20)	46.1% (35)	19.7% (15)	6.6% (5)	1.3% (1)	76
Keeping members and partners informed	19.3% (16)	47.0% (39)	27.7% (23)	2.4% (2)	3.6% (3)	83
Engaging existing partner organizations	19.7% (15)	44.7% (34)	28.9% (22)	5.3% (4)	1.3% (1)	76
Clear vision and purpose	25.9% (22)	48.2% (41)	21.2% (18)	2.4% (2)	2.4% (2)	85
Advertising, branding, and self promotion	25.9% (22)	32.9% (28)	28.2% (24)	7.1% (6)	5.9% (5)	85
Identifying and engaging new partner organizations	14.1% (10)	36.6% (26)	42.3% (30)	7.0% (5)	0.0% (0)	71
Making decisions quickly and effectively	12.7% (9)	46.5% (33)	31.0% (22)	8.5% (6)	1.4% (1)	71
Measuring its performance and adaptive management	14.1% (9)	42.2% (27)	35.9% (23)	6.3% (4)	1.6% (1)	64
Running effective committees and working groups	16.7% (12)	31.9% (23)	36.1% (26)	13.9% (10)	1.4% (1)	72
Caliber and credentials of staff	33.8% (26)	46.8% (36)	19.5% (15)	0.0% (0)	0.0% (0)	77
Caliber and credentials of board	29.2% (21)	41.7% (30)	27.8% (20)	1.4% (1)	0.0% (0)	72
Caliber and credentials of volunteers	24.7% (18)	47.9% (35)	24.7% (18)	1.4% (1)	1.4% (1)	73

Internal cohesion (is the right arm talking to the left?)	12.1% (8)	43.9% (29)	30.3% (20)	9.1% (6)	4.5% (3)	66
Responsiveness to inquiries	25.3% (19)	38.7% (29)	33.3% (25)	2.7% (2)	0.0% (0)	75
Flexibility of staff	38.5% (30)	38.5% (30)	21.8% (17)	1.3% (1)	0.0% (0)	78
Friendliness of staff	60.2% (53)	29.5% (26)	8.0% (7)	1.1% (1)	1.1% (1)	88
Working collaboratively rather than competitively	41.7% (35)	40.5% (34)	14.3% (12)	2.4% (2)	1.2% (1)	84
Data management	15.5% (11)	36.6% (26)	33.8% (24)	12.7% (9)	1.4% (1)	71
Publication of results	19.2% (15)	21.8% (17)	33.3% (26)	19.2% (15)	6.4% (5)	78

Other (please specify) 11

answered question 92

skipped question 33

27. If you were asked by a radio broadcaster to state your vision of MTRI 10 years from now, what would you say?

**Response
Count**

66

answered question 66

skipped question 59

28. How often do you think MTRI should offer the following:

	Weekly	Monthly	Seasonally	Annually	Never	Response Count
Short 20 minute summer seminars	47.1% (40)	35.3% (30)	11.8% (10)	1.2% (1)	4.7% (4)	85
Longer 1 hr public talks during fall-winter-spring	5.7% (5)	67.8% (59)	25.3% (22)	1.1% (1)	0.0% (0)	87
Advanced training courses (e.g. growing mushrooms, identifying lichens)	1.1% (1)	21.3% (19)	61.8% (55)	15.7% (14)	0.0% (0)	89
Articles to local newspapers	13.6% (12)	64.8% (57)	21.6% (19)	0.0% (0)	0.0% (0)	88
1 day symposium of local research	0.0% (0)	11.2% (10)	43.8% (39)	44.9% (40)	0.0% (0)	89
					Other (please specify)	10
					answered question	92
					skipped question	33

29. What are your suggestions for increasing attendance for educational events?

	Response Count
	73
answered question	73
skipped question	52

30. What types of new education projects do you think MTRI should pursue?

	Response Count
	60
answered question	60
skipped question	65

31. What types of new features do you think MTRI should develop at its field station?

**Response
Count**

52

answered question

52

skipped question

73

32. What types of new research, monitoring, and management projects do you think MTRI should pursue?

**Response
Count**

51

answered question

51

skipped question

74

33. What exciting things are happening in your community that you think MTRI should be involved with in the future?

**Response
Count**

37

answered question

37

skipped question

88